

HB - CLASS 800

Floating Ball Valve, Soft seated



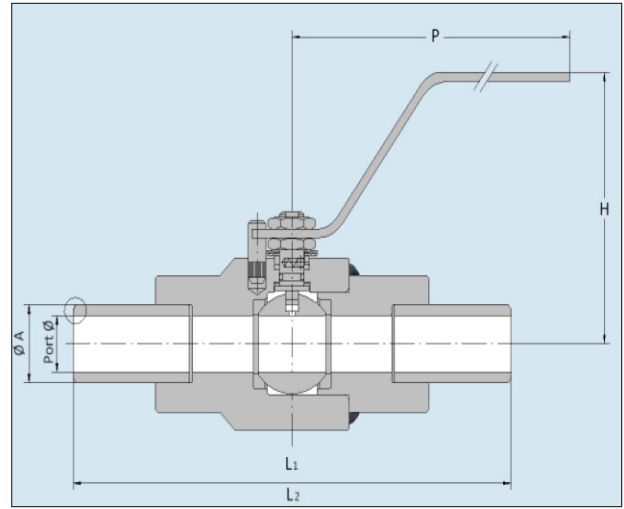
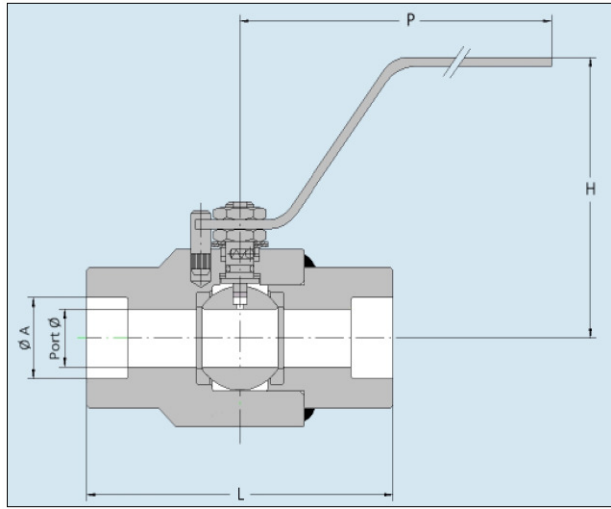
Features

- Full & Reduced bore. 1 piece body construction.
- **Design Standards:** EN ISO 17292:2004
- **Ends:** NPT ANSI B1.20.1 / BSP ISO 228 / BW: SW+N Sch.40-80 ANSI B16.25 / SW ASME B16.11
- **Testing:** EN 12266-1 Rate A / API 598
- **Seats:** High performance PTFE
- **Stem:** Anti-static and proof Blow-out
- NACE MR 0175

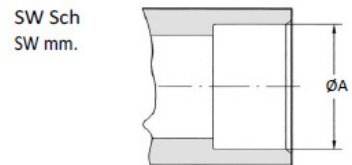
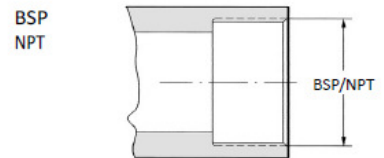
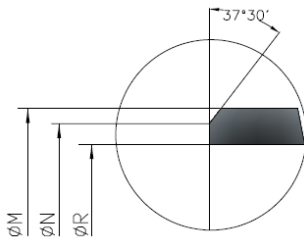
Approvals

- Fire safe certification: API 607 3rd ed. / API 6FA 1st ed. / BS 6755-2
- PED 2014/68/EU approval for CE marked products
- Marine Division certificate
- TA Luft approval
- ATEX approval
- SIL approval
- EAC TR CU declaration

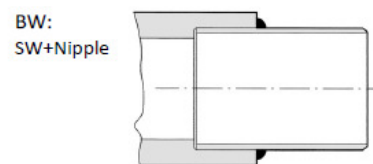
Dimensions



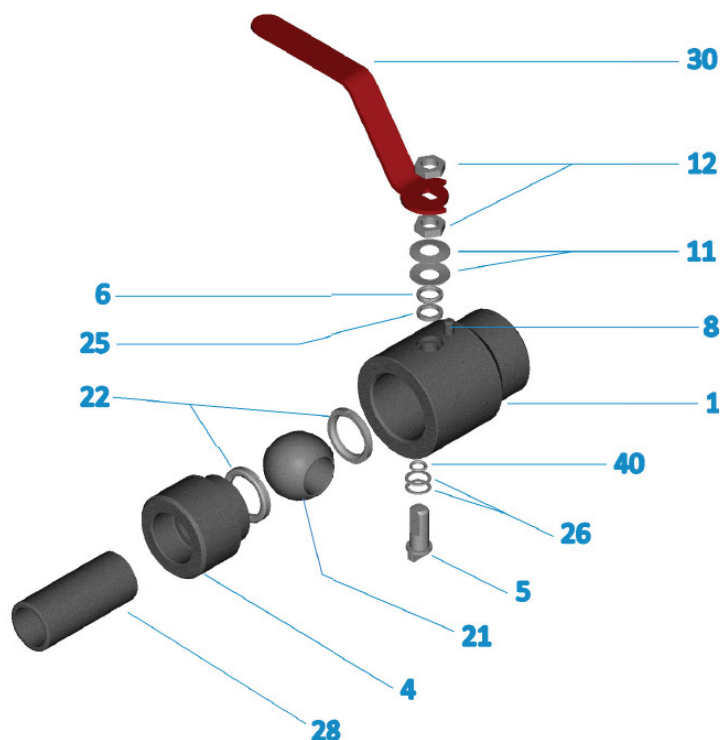
Size		General Dimensions [mm]							
RB	FB	Port Ø	L	L1	L2	H	P	SW Sch.A	
-	1/4"	12,5	90	240	400	85	150	RB	FB
-	3/8"							-	14,1
3/4"	1/2"	19	110	260	400	90	150	-	17,7
1"	3/4"							27,4	21,8
-	1"							34,1	27,4
-	1 1/2"	25	120	-	-	100	-	49	34,1
1.1/2"	-	32	130	-	-	105	200	61	49
2"	1.1/2"	38	150	-	-	110	350	-	61
-	2"	51	180	-	-	116	350	-	61



NPS	General Dimensions BW (SW+Nipple) [mm]								
	ØM	Sch.10S		Sch.40S		Sch.80		Sch.160	
		ØN	ØR	ØN	ØR	ØN	ØR	ØN	ØR
1/2"	21,3	-	17,1	-	15,8	-	13,9	15,0	11,8
3/4"	26,7	-	22,5	-	21,0	-	18,9	18,8	15,6
1"	33,4	31,1	27,9	29,8	26,6	27,5	24,3	23,9	20,7
1.1/2"	48,3	46,0	42,8	44,1	40,9	41,3	38,1	37,2	34,0
2"	60,3	58,0	54,8	55,7	52,5	52,4	49,2	46,1	42,9
Cod. CS						Standard		Special	
Cod. SS		Special		Standard					



Material List



Pos.	Description	Carbon Steel	Stainless Steel
1	Body	ASTM A105	ASTM A479 Type 316L
4	Cap	ASTM A105	ASTM A479 Type 316L
5	Antistatic Stem*	ASTM A479 Type 316 ASTM A564 Type 630 H1150D (1.1/4" & 1.1/2" only)	
6	Gland ring	ASTM A479 Type 316	
8	Stop pin	Carbon Steel	Stainless Steel
9	Stopper plate (>1")	Carbon Steel	
11	Washer	Blued Steel	Stainless Steel
12	Nut	Blued Steel	Stainless Steel
21	Ball*	ASTM A479 Type 316 EN 10213 1.4408 ASTM A351 Gr.CF8M ASTM A182 Gr.F316	
22	Seat*	PTFE	
25	Gland Packing	Graphite	
26	Stem Seal	PTFE + 25% Graphite (up to 1") PTFE (1.1/2" and up)	
28	Nipple	ASTM A106 Gr.B	ASTM A312 Type 316L
30	Wrench	Steel Coated (up to 1") Ductile iron (1.1/2" and up)	
40	Stem O'ring*	FKM	

* Various stem, ball, seats and O-rings materials are available as optional.

Note: Components arrangement may vary depending on the size.

Operation Torque (BTO)

Valve Size	MAST	Maximum differential pressure [barg] / Operation torque [Nm]		
		50	100	140
1/2"	10	7	8	9
3/4"	10	8	9	10
1"	21	15	20	21
1 1/2"	32,7	20	25	30
2"	225	35	50	80

Note: Safety factor not included